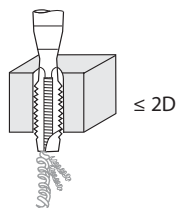
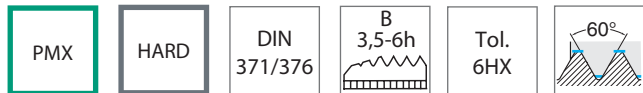
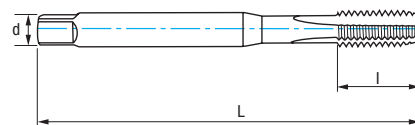


Ref. **3129**

Gwintownik maszynowy prosty z wewnętrznym chłodzeniem



M	P	L mm	l mm	d mm	a mm	Z	N° Art. HARD	€
M6	1,00	80	19	6,00	4,90	3	70087	97,60
M8	1,25	90	22	8,00	6,20	3	70089	116,19
M10	1,50	100	24	10,00	8,00	3	70094	116,18
M12	1,75	110	28	9,00	7,00	3	70101	151,05
M16	2,00	110	32	12,00	9,00	4	70163	213,06

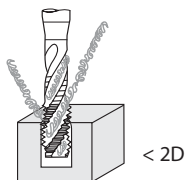
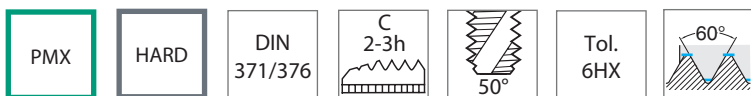
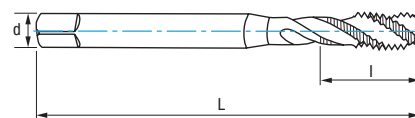
Materiały		Vc (m/min)
Grupo	Sub.	HARD
P	P.1	22-26
	P.2	22-26
	P.3	18-22
	P.4	18-22
	P.5	12-15
M		12-15
K	K.1	18-22
	K.2	15-18
N	N.1	10-12
	N.2	10-12
	N.3	18-22
	N.4	15-18
	N.5	15-18

Prędkość posuwu  $f = P$  $V_f (\text{mm/min.}) = \text{r.p.m.} \times f$ 

$$\text{r.p.m.} = \frac{V_c \times 1.000}{\pi \times \phi}$$

Ref. **3169**

Gwintownik maszynowy spiralny z wewnętrznym chłodzeniem



M	P	L mm	l mm	d mm	a mm	Z	N° Art. HARD	€
M6	1,00	80	19	6,00	4,90	3	70173	78,07
M8	1,25	90	22	8,00	6,20	3	70175	105,63
M10	1,50	100	24	10,00	8,00	3	70178	105,62
M12	1,75	110	28	9,00	7,00	3	70182	137,31
M16	2,00	110	32	12,00	9,00	4	70195	193,68

Materiały		Vc (m/min)
Grupo	Sub.	HARD
P	P.1	18-22
	P.2	18-22
	P.3	10-12
	P.4	10-12
	P.5	10-12
M		10-12
K	K.1	15-18
	K.2	12-16
N	N.1	10-12
	N.2	10-12
	N.3	15-18
	N.4	12-16
	N.5	12-16

Prędkość posuwu  $f = P$  $V_f (\text{mm/min.}) = \text{r.p.m.} \times f$ 

$$\text{r.p.m.} = \frac{V_c \times 1.000}{\pi \times \phi}$$