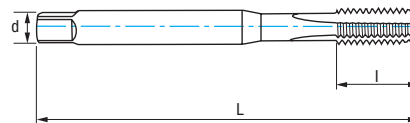
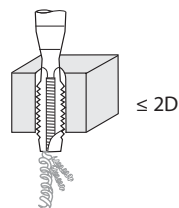


Ref. **3149**

Gwintownik maszynowy prosty ze wzmocnionym chwytem



Materiały		Vc (m/min)
Grupa	Sub.	TIN
P	P.5	5-8
M		8-12
N	N.1	8-12
	N.2	12-20



M	P	L mm	l mm	d mm	a mm	Z	N° Art. TIN	€
M2	0,40	45	8	2,80	2,10	3	81347	24,58
M2,5	0,45	50	9	2,80	2,10	3	81348	23,47
M3	0,50	56	11	3,50	2,70	3	21834	16,97
M4	0,70	63	13	4,50	3,40	3	21835	17,19
M5	0,80	70	16	6,00	4,90	3	21836	17,82
M6	1,00	80	17	6,00	4,90	3	21837	17,94
M8	1,25	90	20	8,00	6,20	3	21838	20,90
M10	1,50	100	24	10,00	8,00	3	21839	24,32

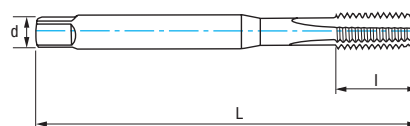
Prędkość posuwu $f = P$

$$V_f (\text{mm/min.}) = r.p.m. \times f$$

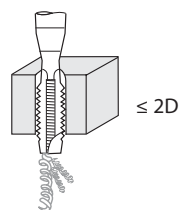
$$r.p.m. = \frac{V_c \times 1.000}{\pi \times \phi}$$

Ref. **3249**

Gwintownik metryczny / drobnozwojny prosty



Materiały		Vc (m/min)
Grupa	Sub.	TIN
P	P.5	5-8
M		8-12
N	N.1	8-12
	N.2	12-20



M/MF	P	L mm	l mm	d mm	a mm	Z	N° Art. TIN	€
MF6	0,75	80	15	4,5	3,40	3	81396	24,55
MF8	1,00	90	18	6	4,90	3	81397	24,79
M8	1,25	90	20	6	4,90	3	21840	23,01
MF10	1,00	90	20	7	5,50	3	81398	28,90
M10	1,50	100	22	7	5,50	3	21841	26,30
MF12	1,00	100	21	9	7,00	3	81399	36,09
MF12	1,50	100	21	9	7,00	3	81400	33,40
M12	1,75	110	24	9	7,00	3	21843	31,08
MF14	1,50	100	21	11	9,00	3	81401	42,06
M14	2,00	110	26	11	9,00	3	21844	40,51
MF16	1,50	100	21	12	9,00	3	81402	48,12
M16	2,00	110	27	12	9,00	3	21846	44,67
MF18	1,50	110	24	14	11,00	3	81403	60,34
M18	2,50	125	30	14	11,00	3	21847	69,59
MF20	1,50	125	24	16	12,00	3	81405	92,38
M20	2,50	140	32	16	12,00	3	21848	72,43
M22	2,50	140	34	18	14,50	3	16268	93,03
M24	3,00	160	36	18	14,50	4	16269	78,52
M27	3,00	160	36	20	16,00	4	81351	109,83
M30	3,50	180	40	22	18,00	4	81352	132,56
M33	3,50	180	42	25	20,00	4	81353	201,99
M36	4,00	200	50	28	22,00	4	81354	271,43

Prędkość posuwu $f = P$

$$V_f (\text{mm/min.}) = r.p.m. \times f$$

$$r.p.m. = \frac{V_c \times 1.000}{\pi \times \phi}$$