



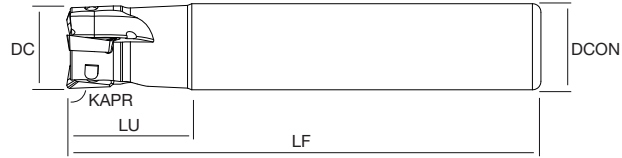


TURNING

CYLINDRICAL



INTERNAL COOLANT



SHOULDERING

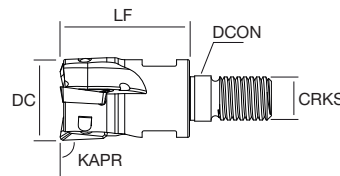


THREADING

SCREW-IN

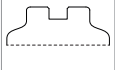


INTERNAL COOLANT

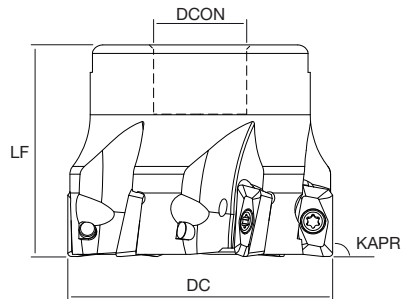


GROOVING

ARBOR



INTERNAL COOLANT



MILLING

**REKPLUS**  
Shouldering (KAPR 90°)

DC		DCON	LF	LU	CRKS		MIID
----	--	------	----	----	------	--	------

DRILLING

CYLINDRICAL	NT-RKP11	D016-S16-Z2		●	16	2	16	100	25	-	0.15	NT-RKP11		
		D020-S16-Z3	●										20	3
		D020-S20-Z3	●	20	3	20	110	30	-	0.30				
		D025-S20-Z3	●	25	3	20	120	35	-	0.40				
		D025-S25-Z3	●		3	25	120	35	-	0.50				
		D025-S25-Z4	●		4	25	120	35	-	0.50				
		D032-S25-Z4	●	32	4	25	130	35	-	0.60				
		D032-S32-Z4	●		4	32	130	35	-	1.00				
		D032-S32-Z5	●		5	32	130	35	-	1.00				
	NT-RKP16	D025-S25-Z2	●	25	2	25	120	35	-	0.45	NT-RKP16			
		D032-S32-Z3	●	32	3	32	130	45	-	0.75				
		D040-S32-Z4	●	40	4	32	150	45	-	1.00				
CYLINDRICAL LONG	NT-RKP11	D016-S15-Z2-L160		●	16	2	15	160	25	-	0.25	NT-RKP11		
		D016-S16-Z2-L160											●	2
				D017-S16-Z2-L170		●	17	2	16	170	25		-	0.35
				D020-S19-Z3-L200		●	20	3	19	200	30		-	0.50
				D020-S20-Z3-L200		●		3	20	200	30		-	0.50
				D021-S20-Z3-L210		●	21	3	20	210	30		-	0.50
				D025-S24-Z3-L250		●	25	3	24	250	35		-	1.00
				D025-S25-Z3-L250		●		3	25	250	35		-	1.00
				D026-S25-Z3-L260		●		26	3	25	260		35	-

● stock standard

<b>REKPLUS</b> Shouldering (KAPR 90°)				DC		DCON	LF	LU	CRKS		MIID
<b>WELDON</b>	NT-RKP11	D016-W16-Z2-L080	●	16	2	16	80	25	-	0.15	NT-RKP11
		D020-W20-Z3-L090	●	20	3	20	90	30	-	0.20	
		D025-W25-Z4-L100	●	25	4	25	100	35	-	0.35	
<b>SCREW-IN</b>	NT-RKP11	D016-M08-Z2	●	16	2	8.5	25	-	M8	0.05	NT-RKP11
		D020-M10-Z2	▽	20	2	10.5	30	-	M10	0.10	
		D020-M10-Z3	●		3	10.5	38	-	M10	0.10	
		D025-M12-Z3	●	25	3	12.5	38	-	M12	0.15	
		D025-M12-Z4	●		4	12.5	38	-	M12	0.15	
		D032-M16-Z4	●	32	4	17	43	-	M16	0.25	
	D032-M16-Z5	●	5		17	43	-	M16	0.25		
	NT-RKP16	D025-M12-Z2	●	25	2	12.5	38	-	M12	0.15	NT-RKP16
		D032-M16-Z3	●	32	3	17	43	-	M16	0.25	
D040-M16-Z4		●	40	4	17	43	-	M16	0.30		
<b>ARBOR</b>	NT-RKP11	D040-F16-Z5	●	40	5	16	40	-	-	0.25	NT-RKP11
		D040-F16-Z6	●		6	16	40	-	-	0.25	
		D050-F22-Z5	●	50	5	22	40	-	-	0.45	
		D050-F22-Z7	●		7	22	40	-	-	0.45	
		D063-F22-Z6	●	63	6	22	40	-	-	0.65	
		D063-F22-Z8	●		8	22	40	-	-	0.65	
		D080-F27-Z7	●	80	7	27	50	-	-	1.20	
	D080-F27-Z10	●	10		27	50	-	-	1.20		
	NT-RKP16	D040-F16-Z4	●	40	4	16	40	-	-	0.25	NT-RKP16
		D040-F16-Z5	●		5	16	40	-	-	0.25	
		D050-F22-Z4	●	50	4	22	40	-	-	0.50	
		D050-F22-Z5	●		5	22	40	-	-	0.50	
		D063-F22-Z5	●	63	5	22	40	-	-	0.80	
		D063-F22-Z6	●		6	22	40	-	-	0.80	
		D080-F27-Z6	●	80	6	27	50	-	-	1.20	
D080-F27-Z8		●	8		27	50	-	-	1.20		
D100-F32-Z7	●	100	7	32	50	-	-	1.70			
D100-F32-Z9	●		9	32	50	-	-	1.70			

● stock standard, ▽ stock exhaustion

Spare Parts	INSERT SCREW	INSERT WRENCH

NT-RKP11 D□□□	NT-ST018N	NT-FTB08
NT-RKP16 D□□□	NT-ST017N	NT-FTB15

TURNING

THREADING

GROOVING

MILLING

DRILLING

ACCESSORIES